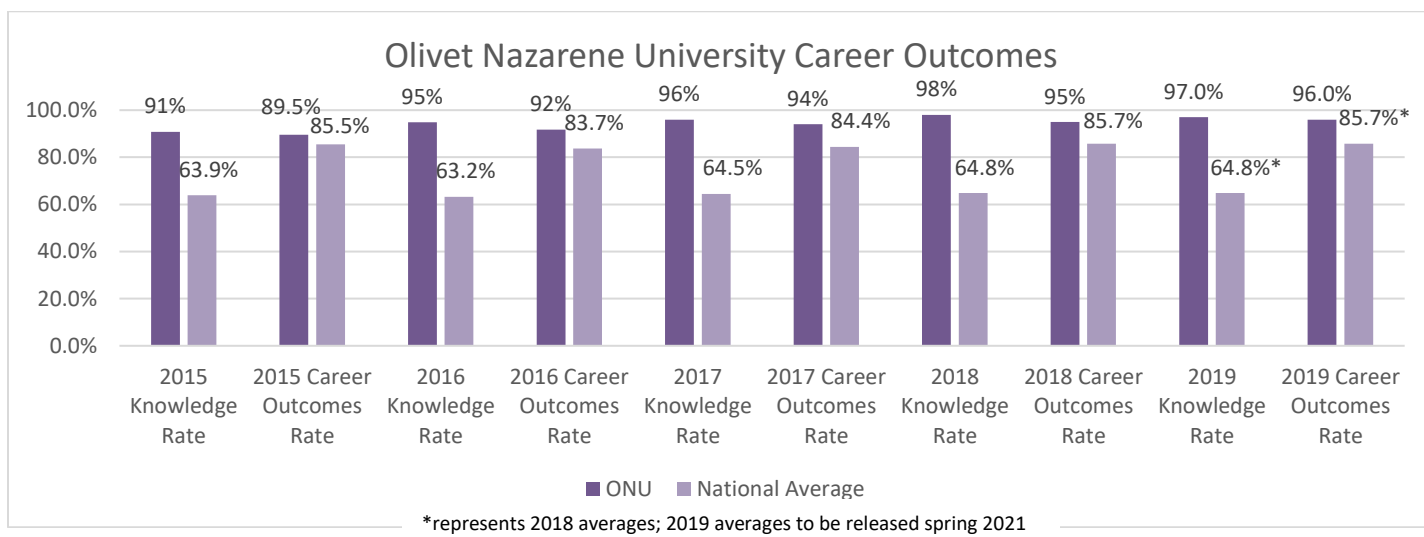


Career Outcomes – Olivet Nazarene University

Class of:	2019	2018	2017	2016	2015
ONU Career Outcomes Rate¹ ↳ <i>National average</i>	96% ↳ TBA	95% ↳ 85.7%	94% ↳ 84.4%	92% ↳ 83.7%	89.5% ↳ 85.5%
ONU Knowledge Rate² ↳ <i>National average</i>	97% ↳ TBA	98% ↳ 64.8%	96% ↳ 64.5%	95% ↳ 63.2%	91% ↳ 63.9%
Total Graduates	613	597	612	560	575
Employed	77.2%	78.8%	73.3%	71.6%	75.3%
Continuing education ↳ <i>Professional program</i> ↳ <i>Graduate program</i>	16.0% ↳ 12.6% ↳ 87.4%	13.2% ↳ 14.3% ↳ 85.7%	16.5% ↳ 14.4% ↳ 85.6%	16.4% ↳ 16.1% ↳ 83.9%	11.3% ↳ 25.4% ↳ 74.6%
Service	0.8%	1.0%	0.9%	2.3%	1.3%
Military	1.5%	1.0%	2.6%	1.5%	1.5%
Seeking employment or continuing education	4.0%	5.3%	6.1%	7.7%	10.5%
Not seeking	0.3%	0.7%	0.7%	0.6%	0%

Note: Per NACE guidelines, the outcome category percentages exclude those listed as “not seeking” or “no info.”



This outcome data represents the entire graduating class of each respective year. Every year in April, traditional undergraduate seniors receive the ONU Senior Survey starting three weeks prior to graduation. As part of this survey, graduating seniors self-report their status for employment, continuing education, service, or the military. Termed “first destination” data, this outcome information for each graduating class is continually collected for six months through sources including graduate follow-up, updates from faculty, and online sources such as LinkedIn. Olivet Nazarene University follows the standards and protocols set by the National Association of Colleges and Employers (NACE)³ and reports this data to NACE each spring. The charts above represent Olivet Nazarene University’s career outcomes information as compared to the national average among US colleges and universities, as reported by NACE.

¹ Career Outcomes Rate is defined by NACE as the number of graduates who are in the employment, continuing education, service, or military service categories, divided by the number of students for whom an outcome is known (minus those identified as not seeking an outcome).

² Knowledge Rate is defined by NACE as the percentage of graduates for whom an outcome is known. It includes the sum of the employment categories (full-time, part-time), continuing education, service, military service, still seeking, or not seeking. It excludes those students for whom no information is known.

³ The National Association of Colleges and Employers (NACE) is the leading source of information on the employment of the college educated and forecasts hiring and trends in the job market; tracks starting salaries, recruiting and hiring practices, and student attitudes and outcomes; and identifies best practices and benchmarks.

OLIVET NAZARENE UNIVERSITY

CLASS OF 2019

CAREER OUTCOMES



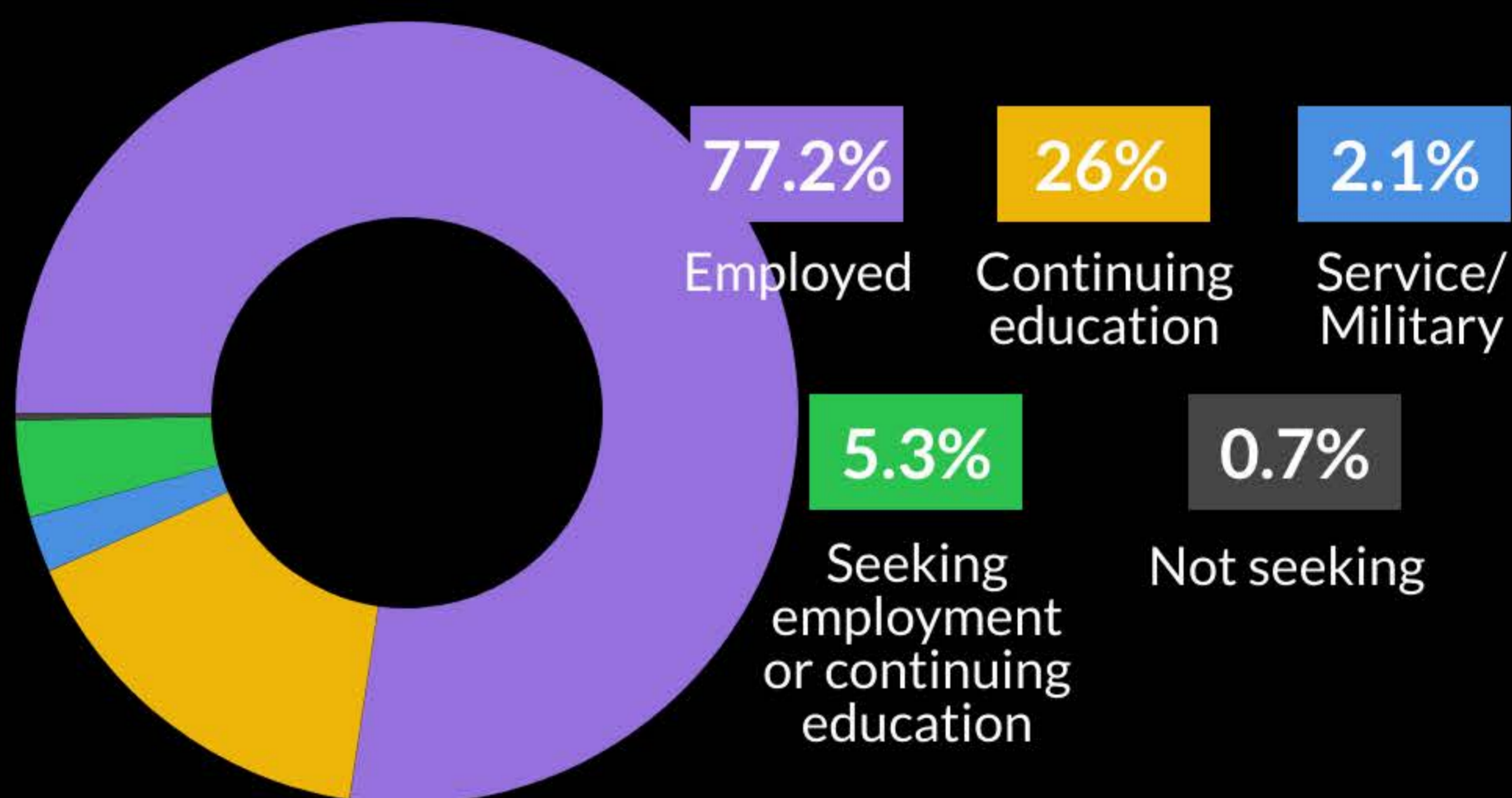
CAREER SERVICES

96%

CAREER OUTCOMES RATE

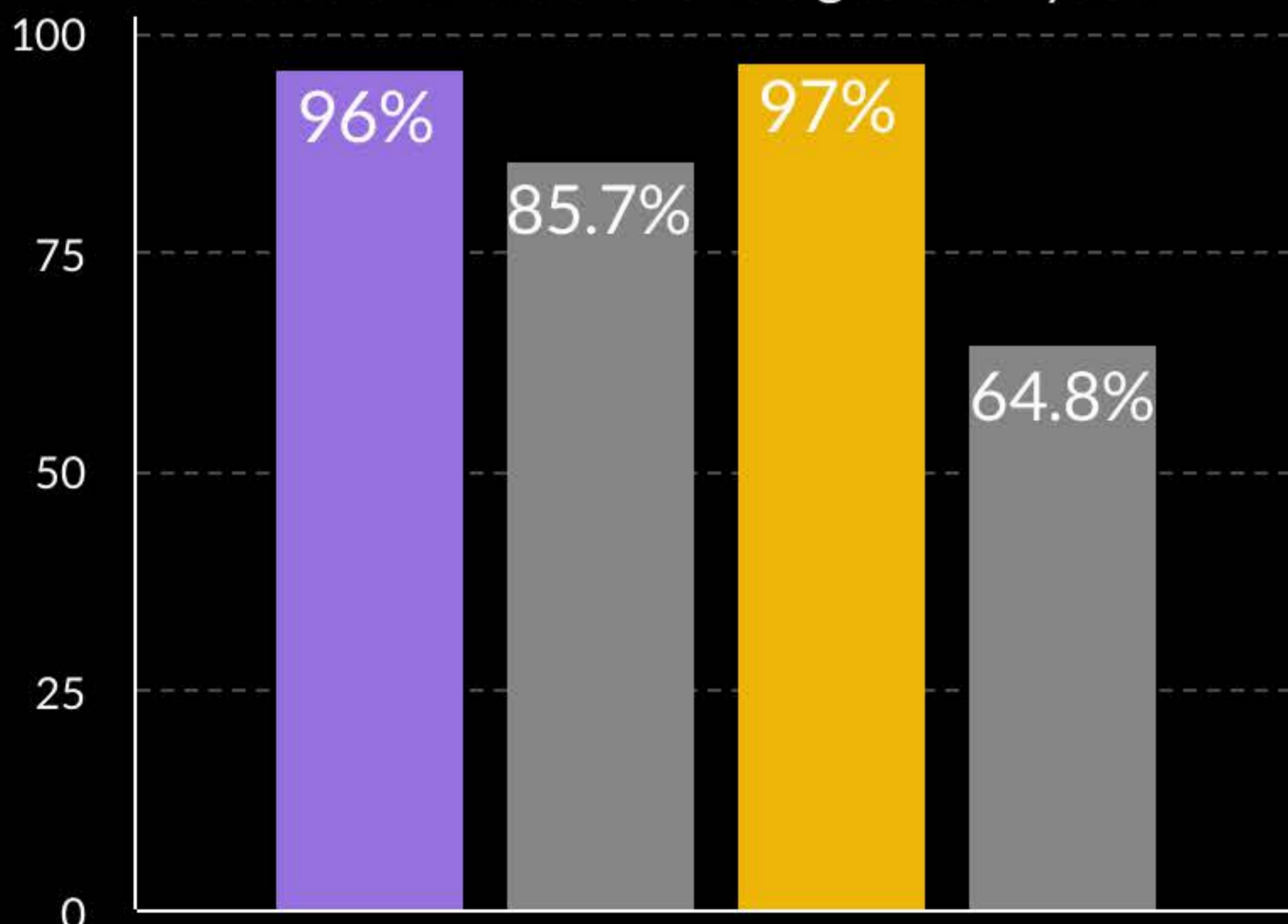
97%

KNOWLEDGE RATE



HOW DOES ONU COMPARE?

The 2019 career outcomes rate and knowledge rate for ONU continue to exceed the national averages each year.

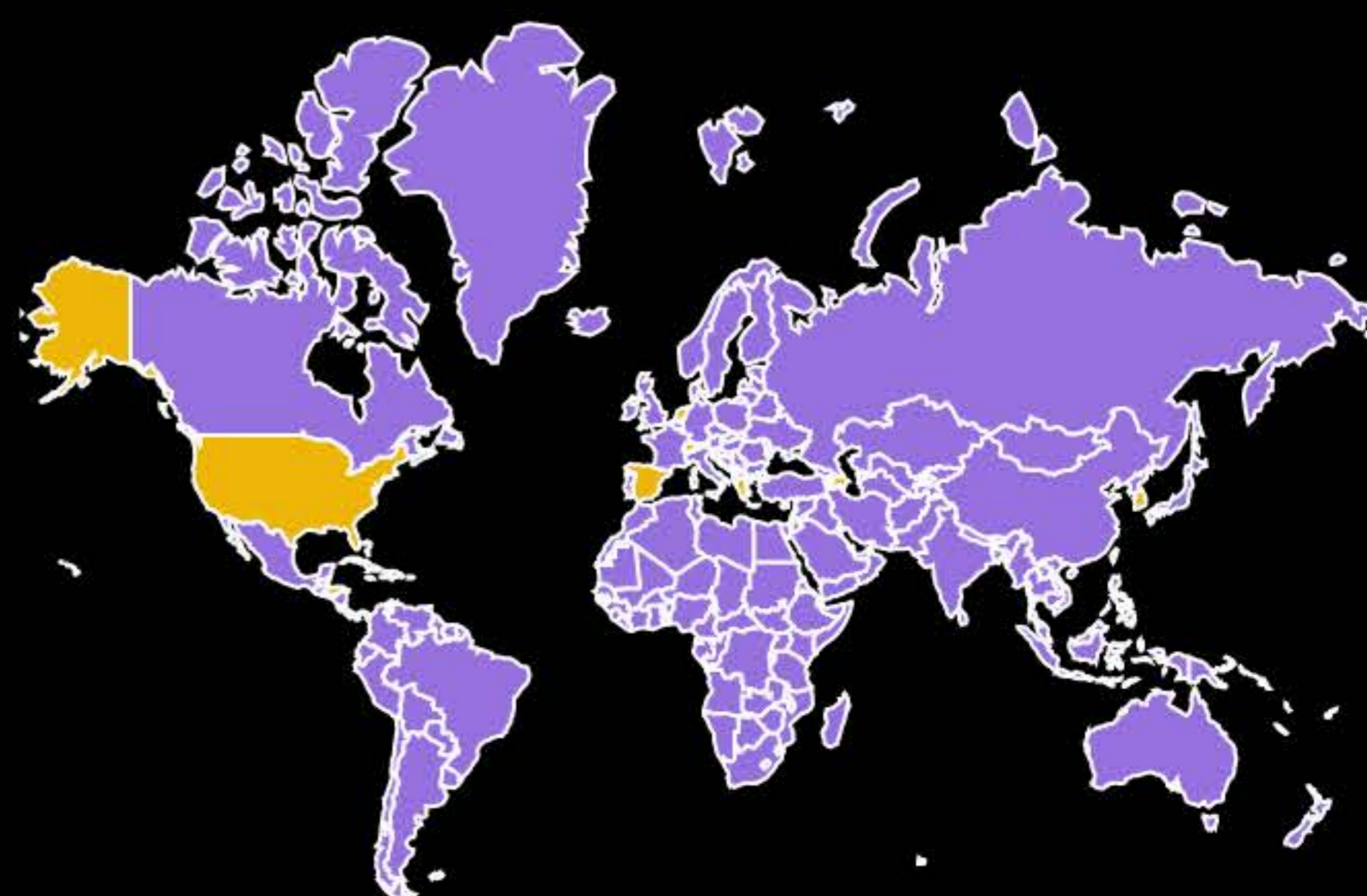


ONU vs. National Average

■ ONU Career Outcomes Rate ■ National Average
■ ONU Knowledge Rate ■ National Average

WHERE DID THE CLASS OF 2019 LAND?

Graduates from the Class of 2019 are located around the globe, including:



EMPLOYERS

404 employers hired our 2019 graduates, including:

Advocate Christ Medical Center
Aflac
Amazon
ArcelorMittal
Boeing
Booz Allen Hamilton
Bradley-Bourbonnais Community High School
Cannon Design
Charles Schwab
Chicago Blackhawks
Cintas
CliftonLarsonAllen, LLP
Colorado Wolf & Wildlife Center
Country Financial
CSL Behring
Cummins
Daily Journal
E2i, Inc.
Enterprise
Ernst & Young
GEICO
Graphic Packaging International
Harbor House
Illinois State Jail
Indian Oaks Academy
LEGO
Memphis Zoo
Merrill Lynch
Navistar International Corp.
NBC 11
Northrup Grumman
Northwestern Memorial Hospital
Nucor Steel
OAK Orthopedics
Olivet Nazarene University
OSF Medical Center
Plante Moran
Raytheon
Riverside Healthcare
Spirit AeroSystems
SYNNEX
United States Army, Marines, Navy
United Way
Van Drunen Farms & FutureCeuticals
Walt Disney World

GRADUATE SCHOOLS

2019 graduates are continuing their education at 55 different institutions, including:

Aurora University
Benedictine University
Biola University
Boston University School of Theology
Bradley University
California Baptist University
Carroll University
Chamberlain University
Concordia University Chicago
Dayton University
Eastern Illinois University
Edinboro University of Pennsylvania
Elmhurst College
Fox College
Governors State University
Grand Canyon University
Grand Valley State University
Illinois State University
Indiana Wesleyan University
John Marshall Law School
Liberty University
Loyola University Chicago
Michigan State University
Midwestern University Chicago
Moody Bible Institute
Nazarene Theological Seminary
Northern Illinois University
Nova Southeastern University
Oklahoma Baptist University
Olivet Nazarene University
Saginaw Valley State University
Saint Louis University
San Diego State University
Shenandoah University
St. Ambrose University
Swiss Hotel Management School
Syracuse University
The Chicago School of Professional Psychology
Trinity International University
University of Illinois at Chicago
University of Illinois at Urbana-Champaign
University of Toledo College of Medicine
Wake Forest University School of Law
Washington University in St. Louis
Western Michigan University